



Protect *Your* Wallet. Always Use the PureCare HSP Network

Mark Rivera,
Health Net

*We help protect the health
of our communities.*

Your Health Net plan does not pay for services you receive from out-of-network doctors except for emergency or urgent care, and services approved by Health Net.

Make sure you get services from the PureCare HSP network so you don't end up paying the full bill for out-of-network services!

Follow these steps to locate a provider.

Step 1: Explore the network at www.healthnet.com.

Don't have your personal
online account yet?

Set it up in minutes! Click

Register and

I'm a Member from

the home page at

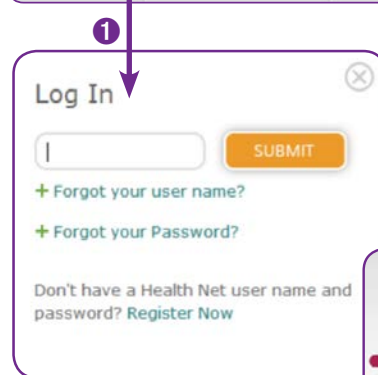
www.healthnet.com.

Enter your subscriber ID.

That number is on your

Health Net of California, Inc.

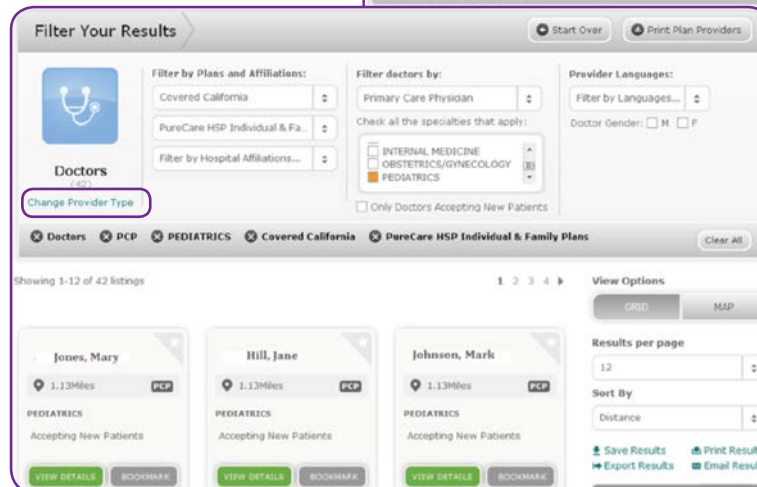
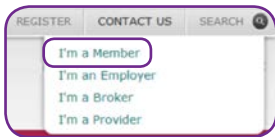
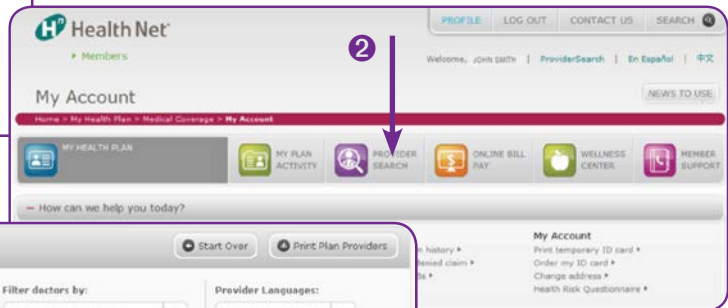
(Health Net) ID card.



1 Log in to your account at www.healthnet.com.

2 Now click the *ProviderSearch* tab.

You will get all the doctors in your area who are part of the PureCare HSP network.



Tip! Click *Change Provider Type* under "Doctors" if you want to search for hospitals, medical groups or others. You can save the results, print or email them.



Visit our online Wellness Center for health-boosting tools and resources! Log in to your member account and click the Wellness Center tab.

Step 2: Make your choice

You can go directly to any provider in the network. You do not need a referral.

Tip! If a doctor suggests a specialist or other provider, check the PureCare HSP network first. Ask your doctor for another recommendation if the provider is not in your network.

Want to change or pick your PCP? It's easy!

1. First, make sure "Primary Care Physician" is showing under "Filter doctors by."

2. Click the type you want. You can choose:

- Internal Medicine
- Family Practice
- General Practice
- Pediatrics (for children)
- Obstetrics and gynecology (for women)

3. All the doctors that fit what you want will display.

4. When you find the doctor you want, click on *View Details*.
5. Check the box that says, *Set as PCP*.

You're done!

Step 3: Check the fit

Changes in the network can happen. So it's always a good idea to make sure the doctor still sees PureCare HSP members. You can call the office to check.

Remember, too, that the doctors you see should be a fit for you. Things to consider:

- Are you comfortable talking with the doctor?
- Does he or she listen to you and take the time to answer your questions?
- Can you get appointments that work for your schedule?
- Is the office staff friendly and helpful?

It can take more than one visit – or trying more than one doctor – to find the right fit.



This information applies only to members who have a PureCare HSP plan.