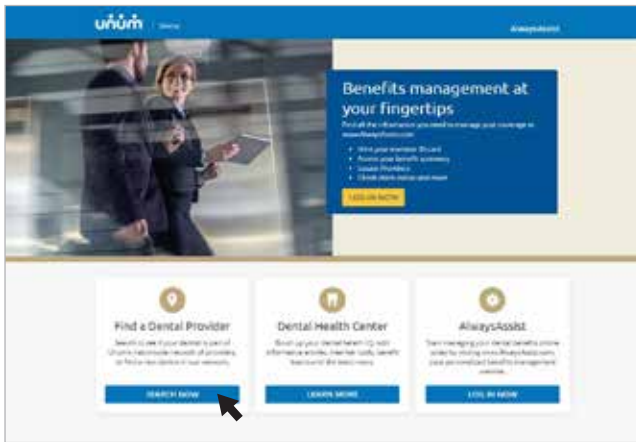


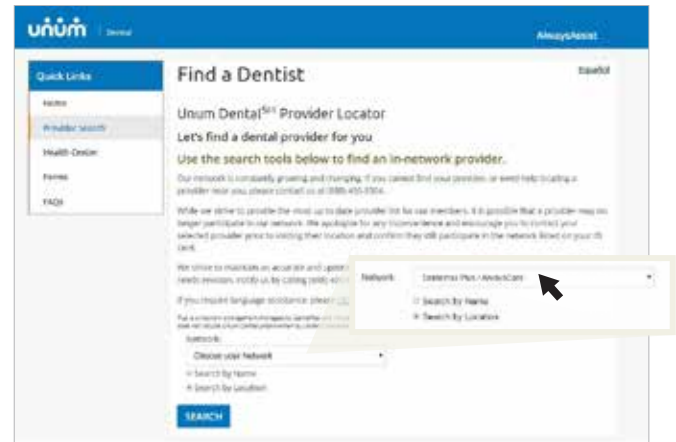
# Locate in-network providers in a click

## Finding the right dentist is easy with Unum

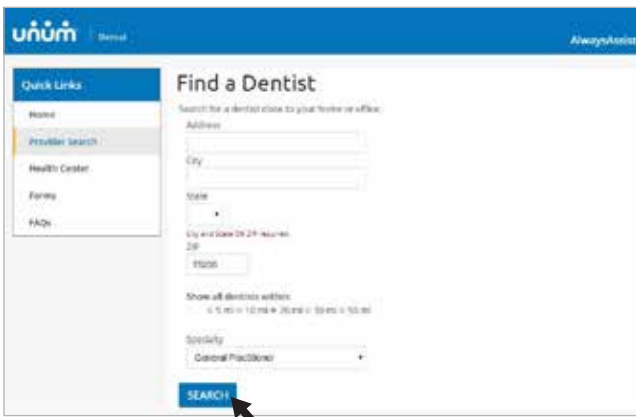
### Find a Network Dentist via unumdentalcare.com.



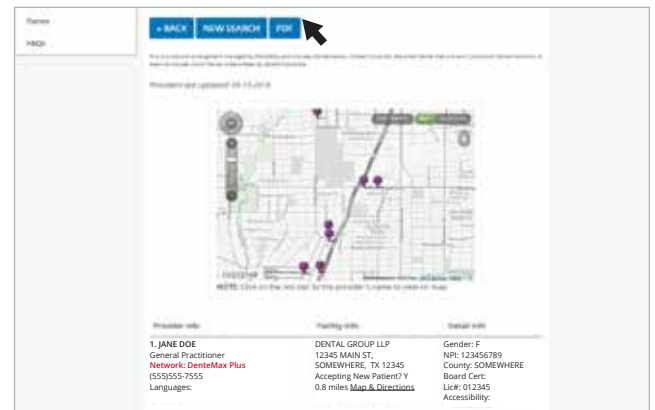
- 1 Visit [www.unumdentalcare.com](http://www.unumdentalcare.com) and click "Search Now" in the "Find a Dental Provider" section located on the left-hand side.



- 2 On the "Find a Dentist" page, select the "Dentemax Plus/AlwaysCare" network from the drop-down menu. Then, choose to search by dentist name or location (city/state/zip). Click "Search."



- 3 **Search by Name:** Select your state. Enter the dentist or facility name and "Search."  
**Search by Location (shown above):** Choose the provider's specialty. Enter an address, city/state or zip. Select the search radius under "Show all dentists within" and click "Search."



- 4 The search will produce a map, list of network providers and the option to download a PDF of the search results to print or save to your computer.

Dental plans are marketed by Unum, administered and underwritten by Starmount Life Insurance Company, Baton Rouge, LA.  
unum.com

© 2018 Unum Group. All rights reserved. Unum is a registered trademark and marketing brand of Unum Group and its insuring subsidiaries.